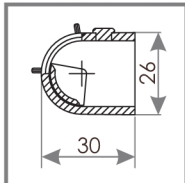
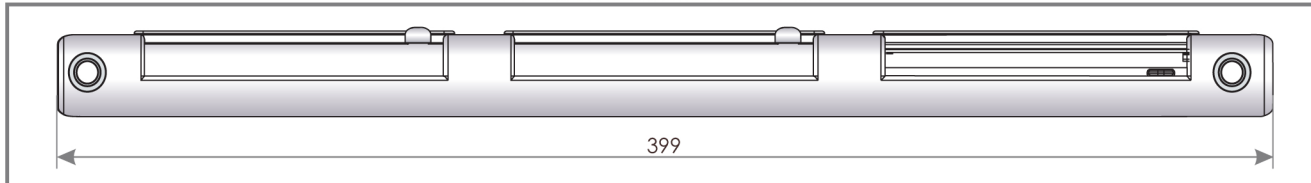


LA VENTILATION MANUELLE VENTEC VT 501

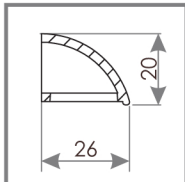
SCHEMA VT 500




DIFFUSEUR D'AIR MANUEL VT 500



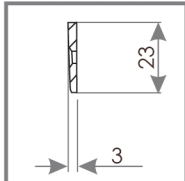
SCHEMA OZ 100



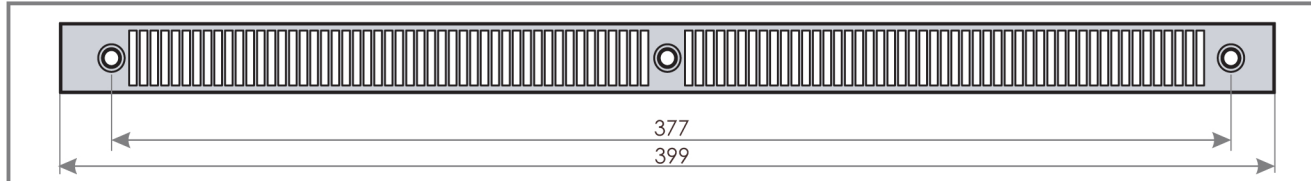
GRILLE D'AERATION OZ 100



SCHEMA OZ 300



CAPOTS DE PROTECTION PLAT POUR VOLET ROULANTS OZ 300



CARACTERISTIQUE

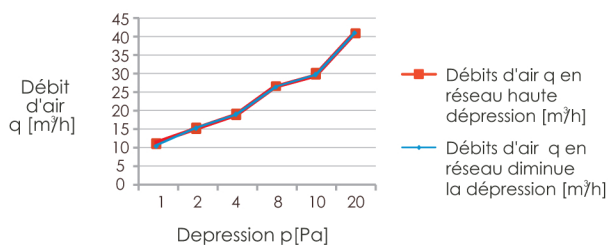
Débit d'air

30 m³/h ($\Delta p = 10$ Pa)

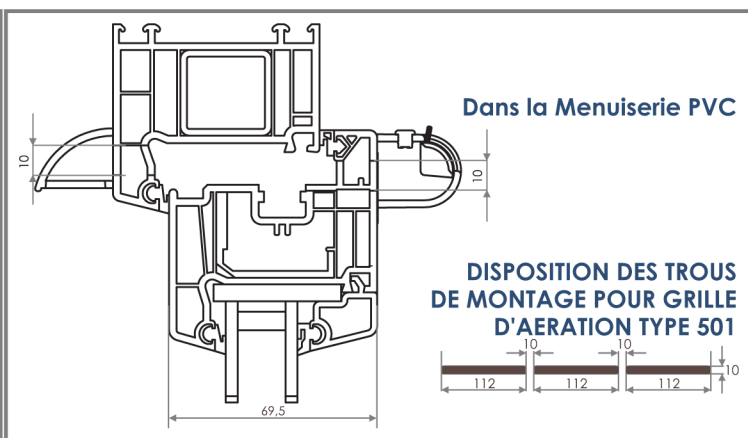
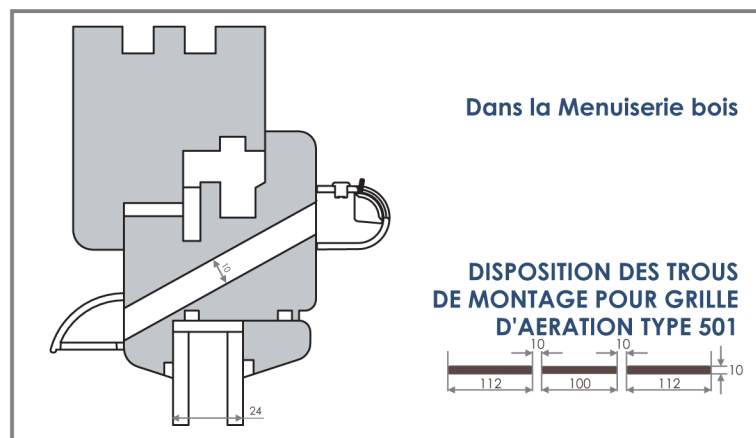
Acoustique

$D_{n,e,w}(C;C_{tr}) = 32 (-1; 0)$ dB

Diagramme 3. Dépendance débit d'air q[m³/h] circulant a traversant par grille d'aération VT 501 depui existent depression p[Pa]



SYSTEME DE MONTAGE



VENTEC VT 501 - couleurs disponibles

Symbole	VT501	VT512	VT513	VT514	VT515	VT522	VT523	VT524	VT525
Couleur intérieur	RAL 9003	RAL 9003	RAL 9003	RAL 9003	RAL 9003	RAL 8001	RAL 8017	RAL 7012	RAL 7016
Couleur extérieur	RAL 9003	RAL 8001	RAL 8017	RAL 7012	RAL 7016	RAL 8001	RAL 8017	RAL 7012	RAL 7016